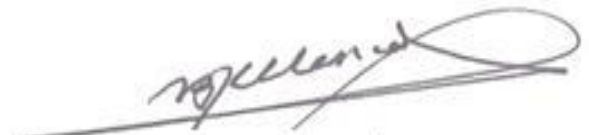



**REPORT OF THE AUDITOR-GENERAL
ON THE ACCOUNT OF GOMBE STATE
GOVERNMENT FOR THE YEARS ENDED
31ST DECEMBER 2019**

GOMBE STATE GOVERNMENT
STATEMENT NO. 1
CASH FLOW STATEMENT for the period ended 31/12/2019

	Note	2019 Actual	2018 Actual
Cash Flow From Operating Activities			
Statutory Allocation		57,412,351,575.81	60,378,585,482.15
Independent Revenue	1	6,832,026,079.50	7,490,367,833.50
BTL Receipts		6,153,163,785.36	5,905,938,204.85
Total Receipts		70,397,541,440.67	73,774,891,520.50
Payments			
Personnel Costs	2	19,330,167,725.67	19,276,643,132.10
Social Benefits	3	4,673,609,852.94	3,318,716,145.68
Overhead Costs	4	18,715,955,670.03	19,876,850,364.93
CRFC - Excluding (Public Debt & Social Benefits)	5	165,988,076.76	165,988,076.76
BTL Payments		5,140,920,017.67	4,826,041,004.18
Total Payments		48,026,641,343.07	47,464,238,723.65
Net Cash Flow from Operating Activities		22,370,900,097.60	26,310,652,796.85
Cash Flow From Investment Activities			
Economic Empowerment Through Agriculture		631,366,019.76	1,915,599,162.00
Societal Re-Orientation		78,176,597.81	158,103,134.30
Poverty Alleviation		2,984,287,995.28	471,008,604.25
Improvement to Human Health		279,632,052.21	437,030,378.71
Enhancing Skills and Knowledge		3,643,214,026.07	5,199,824,784.41
Housing and Urban Development		291,206,633.78	1,315,140,740.67
Gender		7,380,000.00	22,382,500.00
Youth		292,313,224.41	826,025,519.52
Environmental Improvement		1,399,617,483.19	1,592,883,157.42
Water Resources and Rural Development		1,978,073,206.15	1,176,704,795.84
Information and Communication Technology			745,000.00
Growing the Private Sector		148,505,486.25	253,939,501.37
Reform of Government and Governance		6,055,130,852.87	1,489,834,003.83
Power		278,228,045.90	
Road		12,238,220,473.21	10,616,658,836.10
Airways		409,728,987.50	300,000,000.00
Net Cash Flow from Investment Activities	6	30,715,081,084.39	25,775,880,118.42
Cash Flow from Financing Activities			
Proceeds from Aids and Grants		6,119,725,729.46	3,593,034,949.67
Proceeds from External Loans		2,100,153,274.52	552,199,017.85
Proceeds from Internal Loans		13,500,000,000.00	3,189,832,845.20
Proceeds from Other Capital Receipts		5,695,200,876.80	4,479,226,429.48
Repayment of External Loans		412,668,231.52	422,825,006.33
Repayment of Internal Loans		13,502,745,080.69	13,399,379,880.16
Net Cash Flow From Financing Activities		13,499,666,568.57	2,007,911,644.29
Net Surplus/(Deficit) for the Year		5,155,485,581.78	1,473,138,965.86
Opening Balance		7,052,186,529.79	8,525,325,495.65
Closing Cash Balance	9	12,207,672,111.57	7,052,186,529.79
Umar B. Bello FCNA			
Accountant General/PS			
Office of the Accountant General			
Ministry of Finance			
Gombe State			

**GOMBE STATE GOVERNMENT
STATEMENT NO. 2**

STATEMENT OF ASSETS AND LIABILITIES for the period ended 31/12/2019


	Note	2019	2018
		Actual	Actual
Liquid Assets			
Treasuries and Banks	10	12,207,672,111.57	7,052,186,529.79
Sub Total		12,207,672,111.57	7,052,186,529.79
Investments and Other Assets			
Investments	11	636,552,711.25	615,591,671.01
Advances & Loans			10,200,000.00
Sub Total		636,552,711.25	625,791,671.01
Total Assets		12,844,224,822.82	7,677,978,200.80
Public Funds			
Consolidated Revenue Fund	13	9,725,884,419.06	7,033,371,086.56
Capital Development Fund	14	2,481,787,692.51	18,815,443.23
Sub Total		12,207,672,111.57	7,052,186,529.79
Liabilities			
Internal Loans – Principal	15	49,800,086,677.78	43,738,377,785.14
Internal Loans – Interest		22,247,585,916.18	22,173,704,914.59
External Loans	16	11,128,518,384.84	11,408,851,218.85
Sub Total: Liabilities		83,176,190,978.80	77,320,933,918.58
Less:			
Liability Over Assets	17	82,539,638,267.55	76,695,142,247.57
Other Funds		636,552,711.25	625,791,671.01
Total Public Fund		12,844,224,822.82	7,677,978,200.80
Umar B. Bello FCNA			
Accountant General/PS			
Office of the Accountant General			
Ministry of Finance			
Gombe State			

GOMBE STATE GOVERNMENT

STATEMENT NO. 3


STATEMENT OF CONSOLIDATED REVENUE FUND for the period ended 31/12/2019

	Note	Actual	Actual	Original	Final	Variance	%	Budget
		2018	2019	Budget2019	Budget2019	2019	2019	2020
Opening Balance (a)		8,517,786,737.79	7,033,371,086.56	7,033,371,087.00		7,033,371,086.56		
Add: Recurrent Receipts								
Statutory Allocation	22	50,232,848,677.83	46,471,700,307.15	56,450,000,000.00	58,050,000,000.00	11,578,299,692.85	19.95	56,300,000,000.00
Value Added Tax Allocation		10,145,736,804.32	10,940,651,268.66	10,500,000,000.00	11,500,000,000.00	559,348,731.34	4.86	15,000,000,000.00
Sub Total: Statutory Allocation (b)		60,378,585,482.15	57,412,351,575.81	66,950,000,000.00	69,550,000,000.00	12,137,648,424.19	17.45	71,300,000,000.00
Direct Taxes	23	4,522,194,155.52	3,867,570,455.88	6,277,000,000.00	6,267,000,000.00	2,399,429,544.12	38.29	6,867,050,000.00
Licenses	24	4,498,906.32	24,643,064.83	102,900,000.00	140,501,000.00	115,857,935.17	82.46	133,650,000.00
Fees	25	1,317,069,483.52	1,181,971,637.65	1,293,960,000.00	1,545,030,000.00	363,058,362.35	23.50	1,182,005,000.00
Fines	26	47,494,374.96	17,317,910.02	81,500,000.00	50,650,000.00	33,332,089.98	65.81	71,500,000.00
Sales	27	864,457,993.76	646,960,084.75	2,257,397,000.00	2,206,397,000.00	1,559,436,915.25	70.68	1,211,190,000.00
Earnings	28	224,253,931.52	242,903,224.09	620,690,000.00	679,840,000.00	436,936,775.91	64.27	831,470,000.00
Rent on Government Property	29	1,009,304.12	19,737,851.00	1,700,000.00	1,200,000.00	18,537,851.00	1,544.82	1,380,000.00
Rent on Government Building	30	116,104,867.27	86,172,740.14	350,000,000.00	350,000,000.00	263,827,259.86	75.38	250,000,000.00
Repayments	31	91,412,308.98	222,637,258.28	150,000,000.00	120,000,000.00	102,637,258.28	85.53	82,350,000.00
Investment Income	32	16.00		30,000,000.00	30,000,000.00	30,000,000.00	100.00	30,000,000.00
Interest Earned	33	7,078,551.57	28,795,053.06	80,000,000.00	80,000,000.00	51,204,946.94	64.01	80,000,000.00
Re-Imbursement	34	16.00						
Miscellaneous	35	294,793,923.96	493,316,799.80	1,089,000,000.00	1,573,700,000.00	1,080,383,200.20	68.65	525,000,000.00
Sub Total: Independent Revenue (c)		7,490,367,833.50	6,832,026,079.50	12,334,147,000.00	13,044,318,000.00	6,212,291,920.50	47.62	11,265,595,000.00
Total Recurrent Revenue (b+c)		67,868,953,315.65	64,244,377,655.31	79,284,147,000.00	82,594,318,000.00	18,349,940,344.69	22.22	82,565,595,000.00
BTL Receipts (d)	36	5,905,938,204.85	6,153,163,785.36			6,153,163,785.36		
Total Funds Available (a+b+c+d)		82,292,678,258.29	77,430,912,527.23	86,317,518,087.00	82,594,318,000.00	5,163,405,472.77	6.25	82,565,595,000.00
Less: Recurrent Payments:								
Personnel Cost	37	19,276,643,132.10	19,330,167,725.67	22,732,338,408.00	22,544,376,953.00	3,214,209,227.33	14.26	21,790,239,100.00
Social Benefits	38	3,318,716,145.68	4,673,609,852.94	5,750,000,000.00	4,707,400,000.00	33,790,147.06	0.72	5,150,000,000.00
Overhead Charges	39	19,876,850,364.93	18,715,955,670.03	22,252,468,000.00	24,857,750,885.00	6,141,795,214.97	24.71	16,730,944,800.00
CRFC - (Excluding Public Debt)	40	165,988,076.76	165,988,076.76	422,580,800.00	170,000,000.00	4,011,923.24	2.36	696,200,000.00
BTL Payments	41	4,826,041,004.18	5,140,920,017.67			5,140,920,017.67		
Sub Total: Recurrent Expenditure		47,464,238,723.65	48,026,641,343.07	51,157,387,208.00	52,279,527,838.00	4,252,886,494.93	8.13	44,367,383,900.00
Repayment of External Loans		422,825,006.33	412,668,231.52	400,000,000.00	420,000,000.00	7,331,768.48	1.75	400,000,000.00
Repayment of Internal Loans		13,399,379,880.16	13,502,745,080.69	10,000,000,000.00	13,504,587,370.00	1,842,289.31	0.01	15,030,000,000.00
Sub Total: Loans Repayment		13,822,204,886.49	13,915,413,312.21	10,400,000,000.00	13,924,587,370.00	9,174,057.79	0.07	15,430,000,000.00
Total Recurrent Payments		61,286,443,610.14	61,942,054,655.28	61,557,387,208.00	66,204,115,208.00	4,262,060,552.72	6.44	59,797,383,900.00
Operating Balance		21,006,234,648.15	15,488,857,871.95	24,760,130,879.00	16,390,202,792.00	901,344,920.05	5.50	22,768,211,100.00

Appropriation and Transfers:								
Transfer to Capital Development Fund		13,972,863,561.59	5,762,973,452.89	17,730,899,792.00	25,440,202,792.00	19,677,229,339.11	77.35	
Sub Total: Transfers		13,972,863,561.59	5,762,973,452.89	17,730,899,792.00	25,440,202,792.00	19,677,229,339.11	77.35	
Closing Balance		7,033,371,086.56	9,725,884,419.06	7,029,231,087.00	9,050,000,000.00	18,775,884,419.06	207.47	22,768,211,100.00
Umar B. Bello FCNA								
Accountant General/PS								
Office of the Accountant General								
Gombe State								

**GOMBE STATE GOVERNMENT
STATEMENT NO. 4**

STATEMENT OF CAPITAL DEVELOPMENT FUND for the period ended 31/12/2019

	Note	Actual	Actual	Original	Final	Variance	%	Budget
		2018	2019	Budget 2019	Budget 2019	2019	2019	2020
Opening Balance		7,538,757.86	18,815,443.23	18,815,443.00		18,815,443.23		
Add Capital Receipts:								
Transfer from Consolidated Revenue Fund		13,972,863,561.59	5,762,973,452.89	17,730,899,792.00	25,440,202,792.00	19,677,229,339.11	77.35	22,783,811,100.00
External Loans		552,199,017.85	2,100,153,274.52	8,600,000,000.00	7,750,000,000.00	5,649,846,725.48	72.90	8,550,000,000.00
Internal Loans		3,189,832,845.20	13,500,000,000.00	11,200,000,000.00	23,200,000,000.00	9,700,000,000.00	41.81	8,500,000,000.00
Other Capital Receipts	50	8,072,261,379.15	11,814,926,606.26	13,450,000,000.00	19,882,500,000.00	8,067,573,393.74	40.58	22,650,000,000.00
Sub Total: Capital Receipts		25,787,156,803.79	33,178,053,333.67	50,980,899,792.00	76,272,702,792.00	43,094,649,458.33	56.50	62,483,811,100.00
Total Capital Funds Available		25,794,695,561.65	33,196,868,776.90	50,999,715,235.00	76,272,702,792.00	43,075,834,015.10	56.48	62,483,811,100.00
Less: Capital Expenditure								
General Public Services	51	956,504,158.39	2,369,896,342.61	9,288,900,000.00	5,565,987,720.00	3,196,091,377.39	57.42	5,850,159,300.00
Public Order and Safety	53	73,759,450.89	27,569,078.87	977,000,000.00	489,500,000.00	461,930,921.13	94.37	888,500,000.00
Economic Affairs	54	3,282,729,729.70	5,496,595,411.48	12,104,300,000.00	9,122,500,000.00	3,625,904,588.52	39.75	13,354,500,000.00
Environmental Protection	55	1,621,202,467.42	1,399,617,483.19	2,816,090,000.00	2,177,890,000.00	778,272,516.81	35.74	3,986,610,000.00
Housing and Community Amenities	56	13,206,802,407.43	14,355,871,875.90	18,923,364,545.00	18,299,276,825.00	3,943,404,949.10	21.55	24,583,710,996.00
Health	57	771,303,037.04	350,742,594.01	4,709,420,000.00	3,915,320,000.00	3,564,577,405.99	91.04	5,958,420,000.00
Recreation Culture and Religion	58		10,000,000.00	546,000,000.00	496,000,000.00	486,000,000.00	97.98	458,500,000.00
Education	59	5,008,309,691.86	3,670,277,999.14	10,570,787,038.00	6,291,190,038.00	2,620,912,038.86	41.66	12,948,879,350.00
Social Protection	60	855,269,175.69	3,034,510,299.19	1,000,500,000.00	3,413,500,000.00	378,989,700.81	11.10	1,011,500,000.00
Total Capital Expenditure by Main Functions		25,775,880,118.42	30,715,081,084.39	60,936,361,583.00	49,771,164,583.00	19,056,083,498.61	38.29	69,040,779,646.00
Closing Balance		18,815,443.23	2,481,787,692.51	9,936,646,348.00	26,501,538,209.00	24,019,750,516.49	90.64	6,556,968,546.00
Umar B. Bello FCNA								
Accountant General/PS								
Office of the Accountant General								
Ministry of Finance								
Gombe State								

GOMBE STATE GOVERNMENT

NOTE TO CASH FLOW STATEMENT for the period ended 31/12/2019

	Note	2019	2018
Note 1 – INDEPENDENT REVENUE		Actual	actual
Taxes		3,867,570,455.88	4,522,194,155.52
Licenses		24,643,064.83	4,498,906.32
Fees		1,181,971,637.65	1,317,069,483.52
Fines		17,317,910.02	47,494,374.96
Sales		646,960,084.75	864,457,993.76
Earnings		242,903,224.09	224,253,931.52
Rent on Government Property		19,737,851.00	1,009,304.12
Rent on Lands Other General		86,172,740.14	116,104,867.27
Repayments General		222,637,258.28	91,412,308.98
Investments General			16.00
Interest		28,795,053.06	7,078,551.57
Re-Imbursements			16.00
Miscellaneous		493,316,799.80	294,793,923.96
Total		6,832,026,079.50	7,490,367,833.50
Note 2 - Personnel Cost			
Salaries and Wages	2A	13,373,251,358.42	13,091,413,928.62
Allowances		5,956,916,367.25	6,185,229,203.48
Total		19,330,167,725.67	19,276,643,132.10
Note 2A - Salaries and Wages			
Basic Salary		10,294,482,748.18	9,748,791,967.60
Overtime Payments		2,643,261.90	4,147,302.49
Consolidated Revenue Fund Charges – Salaries		3,076,125,348.34	3,338,474,658.53
Total		13,373,251,358.42	13,091,413,928.62
Note 2B - Social Contributions			
Note 3 - Social Benefits			
Gratuity		1,136,972,512.18	58,702,728.89
Pension		3,536,637,340.76	3,169,091,160.39
Death Benefits			90,922,256.40
Total		4,673,609,852.94	3,318,716,145.68
Note 4 - Overhead Costs:			
Transport and Travelling		720,422,463.39	1,522,840,375.15
Utilities		897,958,659.15	821,986,458.09
Material and Supplies		638,591,522.14	794,687,568.25

Maintenance Services		873,991,443.73		1,304,409,862.78
Training		74,139,900.69		139,239,698.34
Other Services		4,816,468,520.89		5,004,396,246.74
Consulting & Professional Services		3,600,732,372.20		648,281,380.50
Fuel and Lubricants		273,073,294.29		376,878,147.90
Financial Charges		198,596,807.92		388,335,061.30
Miscellaneous Expenses		6,479,761,704.80		8,748,783,605.88
Staff Loan and Advances				31,710,000.00
Local Grants and Contribution		142,218,980.83		95,301,960.00
Total		18,715,955,670.03		19,876,850,364.93
Note 5 - CRFC - Excluding (Public Debt & Social Benefits)				
Contribution to Local Government Pension Board		165,988,076.76		165,988,076.76
Total		165,988,076.76		165,988,076.76
Note 6 - Net Cash Flow from Investing Activities				
Capital Expenditure by Administrative Sector		107,753,323.49		43,923,553.33
Capital Expenditure by Economic Sector		19,906,683,085.86		16,630,539,464.77
Capital Expenditure by Law and Justice		32,569,078.87		75,009,600.89
Capital Expenditure by Social Sector		10,668,075,596.17		9,026,407,499.43
Total	6A	30,715,081,084.39		25,775,880,118.42
Note 6A - Net Cash Flow From Investment Activities				
Purchase of Fixed Assets General		1,182,709,790.94		1,047,847,317.87
Construction and Provision of Fixed Assets General		16,867,462,570.25		17,825,402,722.09
Rehabilitation and Repairs of Fixed Assets General		680,927,448.12		564,111,013.54
Preservation of the Environment General		1,399,617,483.19		1,581,155,157.42
Acquisition of Non Tangible Assets		10,584,363,791.89		4,757,363,907.50
Total	6B	30,715,081,084.39		25,775,880,118.42
Note 6B - Analysis of Capital Expenditure by Geo Location				
Gombe North Senatorial Zone		23,160,820,666.76		19,595,930,549.11
Gombe Central Senatorial Zone		2,960,009,281.32		4,108,173,351.27
Gombe South Senatorial Zone		4,594,251,136.31		2,071,776,218.04
Total		30,715,081,084.39		25,775,880,118.42
Note 9 - Cash and Bank Balances				
Access Bank - FAAC Account		787,229,728.77		123,758,135.65
Access Bank - Higher Education				2,985,643.58
Access Bank - Motorcycle Loan Account				178,533.66
Access Bank - VAT Account				203,423.92
Access Bank – Salary		185,111,148.25		3,225,133.72
Access Bank - Bond Project Acct		9,110,064.56		9,110,064.56
Access Bank - Capital Project Account				6,385,511.50
Diamond Bank - VAT Account		963.38		35,880.07

Diamond Bank – Fertilizer		8,811.90		1,133,901.46
EcoBank - SURE-P Acct		79.17		6,231.67
Access (ICB) - FAAC Account				3,061,487.31
Ecobank (Oceanic) - OPS A/C				1,646,512.21
Ecobank – Operational		47.50		19,443.28
Fidelity Bank (FSB) - Ecological Account		36,056.70		152,137.01
Fidelity Bank (FSB) - Higher Education DFN Fund Account		653.14		1,100,705.64
Fidelity Bank - Fertilizer Acct		471,142.30		939,933.23
GTB - Capital Project Account				136,009.22
GTB - FAAC Account		3,834,352,357.82		48,134.58
GTB – Salary				19,390.92
GTB - Excess Crude Oil				345,831.82
Jaiz Bank - IGR Account		4.00		30,522,000.00
Keystone (PHB) - Salary Account		42,907.13		42,907.13
Keystone (PHB) Bank - Operational Account		547,415,462.02		28,563,202.84
Skye Bank Motorcycle Loan Account		20,115,688.04		278,191,691.60
Skye Bank - Water Rehab. Project Account				477,941.01
UBA - I.G.R.		889.00		889.00
UBA - (MKT) Operational A/C Gombe		313.96		880,786.46
UBA - Joint Capital Project Account		120.36		236,172.86
UBA - Market II		100.00		1,691,173.50
UBA - Sec School Intervention Fund Account		692.71		131,903.80
Union Bank - Fertilizer Sales Account		844,759.61		844,783.61
Union Bank - Primary Education Intervention Account		2,947,685.09		2,947,685.09
Unity Bank - Fertilizer Account		36,570.33		36,570.33
Unity Bank - Building and Special Project Account		303,123.27		303,123.27
Unity Bank - Tudun Hatsi Acct		4,195,749.67		4,195,749.67
Unity Bank – VAT		106,649.34		106,649.34
Unity Bank - FAAC Account		1,314,765.18		1,314,765.18
Zenith Bank - Higher Education Account		22.95		23,111.88
Zenith Bank - H/Education II		34,186.51		34,186.51
Zenith Bank - Bank Charges		584,745.10		28,113,693.60
Zenith Bank NNPC Acct		1,417.35		953,641.62
Skye Bank MDGs Account		762,855,170.59		486,749.49
Diamond Bank- Police Reform Fund Account		6,357.30		3,479,240.86
Eco Bank - Special Edu Intervention Account		22,324.67		
Jaiz Bank - Operational Account		4.00		553,660.53
Union Bank- ADRF Account		1,159,061.12		1,164,445.12
Keystone Tractors Account		63,171,229.42		63,171,229.42
GTB VAT Account		1,131,391,366.30		12,968,165.35
Access Bond II Account				0.92
Access Bank - Fertilizer Account		165,718.32		165,718.32
Access Bank - Excess Crude Oil Account		45,847.91		45,847.91

Access - Fiscal Sustainability Plan Account		44,097,576.39		7,996,027.12
Access - Loan Repayment Account		21,540,002.78		106,540,052.74
Unity Bank - Informal Economic Sector Registration Account		453,080.00		453,080.00
Skye Bank Fertilizer Account		38,640,300.00		245,847,650.00
Sterling Bank -SUBEB Matching Grant Acct		12,550,229.12		1,656,454,853.29
UBA - FAAC A/C		109,732,381.28		
UBA - Salary A/C		266,479,669.98		
Call Deposit - Keystone Bank Plc		1,276,009,762.44		
Funds Transfer - Ministry of Health		100,000,000.00		
Gov't House - First Bank Opreational Account				1,233,270.78
Millennium Development Goals (MDG's Office) - Skye Bank II		19,792,433.83		19,792,433.83
Millennium Dev Goals (MDG's Of) - Skye Bank (Water Exit)		50,680,141.98		50,680,141.98
Millenium Development Goals(MDG) Access Bank		21,608,869.90		27,523,869.90
Millenium Development Goals (MDG) - Sterling Bank		48,096,305.41		928,565,694.91
Local Government Pension Board – FCMB		1,919.00		
Local Government Pension Board - Fidelity Bank		1,919.50		
Ministry of Finance - Zenith Bank		0.50		
ST Gombe Unity Bank Plc Operational – A/C No. 254-984844-20		298.00		
ST Gombe First Bank - Capital Proj.- A/C No.254-985082-120				0.12
ST Gombe Access Bank Operation Acct A/C NO 0694956498		82,598,257.37		
FCMB Revenue		901,369.88		901,369.88
Diamond Bank Collection Account		44,970,622.08		44,970,622.08
Keystone Bank Revenue Account		4,975,704.04		4,975,704.04
Union Bank - Revenue Account		8,754,873.66		8,754,873.66
Access Bank - Revenue Account		257,043,130.69		168,479,096.19
Ecobank - Revenue Account		3,670,176.28		3,670,176.28
First Bank of Nig (Escrow Account) Revenue		7,535,121.18		7,535,121.18
Stanbic Bank - Revenue Account		24,473,978.25		24,473,978.25
ICB Revenue Acct		5,178,131.00		5,178,131.00
Jaiz Bank - Revenue Acct		24,120,561.90		24,120,561.90
BIR - Fidelity Bank – Operation		495.00		
Zennith Bank Revenue Account		33,400,697.38		33,400,697.38
Investment & Property Dev. Company - Access Bank				383,278.34
Diamond Bank - Revenue Account		180,498.24		180,498.24
Unity Bank Revenue Account		25,738.60		25,738.60
SUBEB -Fidelity Bank - Salary Account		112,165.49		
SUBEB - Access Bank Matching Grant Acct		190,548,097.99		2,091,316,578.58
SUBEB - Sterling Bank Matching Grant Acct		1,672,208,363.75		337,436,707.91
SUBEB - Zenith Bank Special Education Acct		12,030,145.92		12,030,145.92
SUBEB - Eco Bank Teachers Professional Dev Acct.		50,677.07		83,391,152.59

SUBEB - First Bank UNICEF Assited Funds Acct.		393,511.44		14,198,859.94
SUBEB - Sterling Bank 2% CPM Acct.		25,491,447.73		29,294,275.43
Adult and Non Formal Education - Stanbic IBTC				400.00
College of Education Billiri - Cash & Bank				91,937,959.18
Gombe State University - Cash & Bank		423,644,156.85		319,555,257.22
State Polythecnic Bajoga - FCMB Bank		79,827.37		48,226.82
PHCDA - Stanbic IBTC VHW Accts (Belinda & Gates)		822,360.86		49,379,266.47
Union Bank Gombe		37,750.63		10,026,221.13
College for Legal & Islamic Studies Nafada - First Bank Rev		4,460.50		26,221.13
College For Legal & Islamic Studies Nafada Micro Fin Rev Acc		825,560.54		4,435,933.16
TOTAL		12,207,672,111.57		7,052,186,529.79

GOMBE STATE GOVERNMENT
NOTE TO STATEMENT OF ASSETS AND LIABILITIES for the period ended 31/12/2019

NOTE 11 – INVESTMENTS	Note	2019		2018
		Actual		actual
Access Bank Plc		3,801,700.00		2,585,156.00
Aviation Development Company		10,250.00		10,250.00
Afriprint Nigeria Plc		38,725.00		38,725.00
A. G. Leventis Nigeria Plc		17,902.56		18,591.12
African Petroleum Plc		1,559,658.90		1,895,718.00
Baica Insurance Plc		12,812.50		12,812.50
Benue Cement Plc		4,605,202.00		6,152,160.70
Berger Paints Nigeria Plc		960,828.75		1,224,167.00
D. N. Mayer Plc		14,862.02		14,862.02
Dunlop Nigeria Plc		52,061.20		52,061.20
Evans Medical Plc		42,558.00		42,558.00
First Bank Plc		151,333.05		195,625.65
Foot Wears Ass. Man & Distribution Plc		7,380.00		7,380.00
Flour Mills Nigeria Plc		23,462,069.60		27,511,360.80
Fidelity/FSB Plc		3,139,384.35		3,108,756.21
FCMB (Former Fin Bank Nigeria) Plc		1,536,524.90		1,569,747.06
IPWA Nigeria Plc		7,995.00		7,995.00
Uniliver Nigeria Plc		787,864.00		1,325,044.00
Mobil Oil Nigeria Plc		454,348.80		569,856.00
National Salt Co. Plc		9,349,485.60		12,995,424.00
Nigeria Aviation Hand. Co. Plc		1,448,323.20		2,202,658.20
Niger Insurance Co.		34,708.60		41,650.32
Nigerian Ropes		152,243.68		152,243.68
Con Oil Plc		5,797,123.00		7,285,573.50
PZ Industries Plc		1,765,641.95		3,781,286.30
Royal Exchange Assurance		2,281,865.70		1,673,368.18
MRS Oil Nig. (Former Texaco) Plc		507,286.80		852,109.20
Total Nigeria Plc		1,841,272.70		3,370,409.00
UAC Nigeria Plc		9,295,464.80		10,538,463.00
Union Bank Plc		1,581,186.00		1,475,773.60
United Nigeria Textile Plc		171,535.10		171,535.10
UTC Nigeria Plc		63,774.00		63,774.00
Unity Bank Plc		27,173,816.96		45,431,225.23
Wiggings Teapes Nig. (WTN) Plc		13,145.50		13,145.50
U. B. A. Plc		2,239,165.50		2,411,409.00
Oando Plc		42,220.69		51,655.00
Energy Master Fund		285,305.00		285,305.00
Alind Nigeria Ltd		11,572,900.00		11,572,900.00
Basic Tannery & Leather Work		676,678.00		676,678.00

Kapital Insurance Co. Ltd		59,495,485.44		9,296,169.60
Doman Long Amalgamated Co.		2,732,160.00		2,732,160.00
Lion African Insurance		1,578,139.00		1,578,139.00
Sterling Civil Engineering		2,167,898.00		2,167,898.00
Finsurance (Yankari Insurance Co.) Ltd		16,734,093.00		16,734,093.00
International Computers Nigeria		82,000.00		82,000.00
Kaduna Textile Ltd		6,624,907.00		6,624,907.00
Yankari Saving & Loans Ltd		5,381,250.00		5,381,250.00
Gamakai Community Bank		61,500.00		61,500.00
Garu Community Bank		315,853.00		315,853.00
Gombe Community Bank Ltd		76,504.00		76,504.00
Azare Community Bank Ltd		20,500.00		20,500.00
Misau Community Bank Ltd		20,500.00		20,500.00
Bajama Community Bank Ltd		20,500.00		20,500.00
Maiwa Mechanized Farm		38,048.00		38,048.00
Savannah Sugar Co. Ltd		5,862,311.00		5,862,311.00
Salama Steel Structure Ltd		2,436,866.00		2,436,866.00
Urban Development Bank Ltd		2,116,120.00		2,116,120.00
Grains Processing Co. Ltd		2,693,452.00		2,693,452.00
Superco (Nigerian Asbestors) Ltd		1,383,750.00		1,383,750.00
N. N. D. C.		8,650,000.00		8,650,000.00
Bauchi Publishing & Printing Company		6,049,632.00		6,049,632.00
Gombe Sugar Co. Ltd		300,000,000.00		300,000,000.00
Niko Plastic		30,596,010.00		30,596,010.00
Gypsum Company of Nigeria		15,000,000.00		15,000,000.00
Ascom Travel Agency Ltd		20,000,000.00		20,000,000.00
Sterling Bank Plc		1,264,075.86		1,206,906.60
Diamond Bank		15,215.20		51,029.44
Lafarage WAPCO Plc		27,969,440.40		22,759,446.60
Afriland Properties Plc		9,025.50		9,025.50
Wapic Insurance Plc		27,582.84		34,072.92
UBA Capital Plc		173,289.60		203,615.28
Total		636,552,711.25		615,591,671.01
Note 13 - Consolidated Revenue Fund				
Opening Balance		7,033,371,086.56		8,517,786,737.79
Add/(Less) Net Recurrent Surplus/(Deficit)		2,692,513,332.50		1,484,415,651.23
Closing Balance		9,725,884,419.06		7,033,371,086.56
Note 14 - Capital Development Fund				
Opening Balance		18,815,443.23		7,538,757.86
Add/(Less) Net Capital Surplus/(Deficit)		2,462,972,249.28		11,276,685.37
Closing Balance		2,481,787,692.51		18,815,443.23

Note 15A - Internal Loans – Principal			
Access Bank Bond		6,728,554,633.75	8,455,183,033.30
FGN Special Intervention on Education		772,039,269.37	2,096,003,180.29
Access Bank Bond II ISPO		811,918,798.65	1,649,267,145.16
CBN Loan - Bailout to States		4,062,186,532.76	4,187,500,000.00
FGN Loan I		8,124,301,178.05	8,375,000,000.00
Sterling Bank SUBEB Loan			115,780,780.78
FGN Budget Support Facility		16,886,056,692.02	17,569,000,000.00
Sterling Bank MDG Loan – Principal			185,269,011.80
Sterling Bank 2nd SUBEB Loan			1,105,374,633.81
GTB TERM LOAN		9,756,097,560.98	
GTB TERM LOAN 2		1,951,219,512.20	
FEDERAL MORTGAGE BANK		707,712,500.00	
Total		49,800,086,677.78	43,738,377,785.14
Note 15B - Internal Loans – Interest			
Access Bank Term Loan – Interest		4,876,305,057.00	6,274,061,958.81
Access Bank Loan – Interest		806,483,683.46	1,182,103,865.23
CBN Loan - Bailout to State – Interest		4,440,223,749.56	4,854,745,855.80
FGN Loan I – Interest		8,880,519,388.49	9,709,491,713.62
Sterling Bank SUBEB Loan			17,193,917.38
SUBEB Loan – Interest			136,107,603.75
GTB Term Loan – Interest		2,703,378,364.60	
GTB Term Loan - Interest 2		540,675,673.07	
Total		22,247,585,916.18	22,173,704,914.59
Note 16 - External Loans		11,128,518,384.84	11,408,851,218.85
External Loan Schedule (USD)			
	\$		
Gombe S Comm Based Agric Dev	3 077 976.71		
Community & Social Dev	4 359 276.83		
Health System Fund	3 764 905.89		
HIV/AIDS - IDA World Bank	2 181 649.60		
FADAMA II	5 105 603.31		
Health System Dev Prog. II	3 358 675.63		
Malaria Control Prog.	4 609 937.04		
National FADAMA III	3 422 713.88		
Malaria Control Booster Ad. Financing1	867 691.68		
2nd HIV/AIDS (IDA World Bank)	4 619 276.57		

	36 367 707.14		
	=====		

Exchange rate is N306 to 1\$

External Loan Schedule (NAIRA)

=N=

Gombe S Comm Based Agric Dev	941 860 873.26
Community & Social Dev	1 333 938 709.98
Health System Fund	1 152 061 202.34
HIV/AIDS - IDA World Bank	667 584 777.60
FADAMA II	1 562 314 612.86
Health System Dev Prog. II	1 027 754 742.78
Malaria Control Prog.	1 410 640 734.24
National FADAMA III	1 047 350 447.28
Malaria Control Booster Ad. Fin	571 513 654.08
2nd HIV/AIDS (IDA World Bank	1 413 498 630.42

11 128 518 384.84
=====

Exchange rate is N306 to 1\$

Note 17 - Liability Over Assets

82539638268

76695142248

Liability Over Assets:

=N=

Opening Balance	76 695 142 247.57
Add/(Less): Net Movements:	
Foreign Loans	(317 738 903.58)
Internal Loans	6 135 589 894.23
Investments	(20 961 040.24)
Advances/Loans	<u>10 200 000.00</u>
Closing Balance	82 502 232 197.98

=====

Note 25 : Fees							
Office of the Secretary to the State Govt	33,160,000.00	19,505,543.00	23,000,000.00	23,000,000.00	3,494,457.00	15.19	23,000,000.00
Ministry of Information	14,229,000.00	24,000.00			24,000.00		
Office of the Auditor General (State)	1,250,000.00	530,000.00	500,000.00	700,000.00	170,000.00	24.29	500,000.00
Ministry of Agriculture	15,721,277.48	2,417,359.12	4,000,000.00	6,000,000.00	3,582,640.88	59.71	6,000,000.00
Ministry of Animal Husbandry & Normadic Affairs	4,145,808.24	2,063,147.55	4,000,000.00		2,063,147.55		
Ministry of Special Duties and Inter Govt Affrs	655,552.00	587,606.00	2,000,000.00	2,000,000.00	1,412,394.00	70.62	2,000,000.00
Board of Internal Revenue	5,900,161.07	8,406,921.20	147,300,000.00	151,900,000.00	143,493,078.80	94.47	92,200,000.00
Ministry of Trade & Industry	8,787,004.00	5,124,489.28	15,000,000.00	175,000,000.00	169,875,510.72	97.07	172,000,000.00
Ministry of Works	592,000.00	20,212,675.17	22,000,000.00		20,212,675.17		
Ministry of Culture and Tourism	190,000.00	45,000.00	160,000,000.00		45,000.00		
Ministry of Water Resources Envir & Town Planing	220,000.00	2,250.00	1,350,000.00	1,350,000.00	1,347,750.00	99.83	1,450,000.00
Gombe State Water Board	1,886,000.00	5,659,697.19	3,600,000.00	3,600,000.00	2,059,697.19	57.21	4,000,000.00
Ministry of Housing & Transport	6,008,500.00	6,725,933.04	4,000,000.00		6,725,933.04		
Gombe State Urban Planning & Dev. Board	44,652,300.00	108,468,524.46	40,000,000.00	160,000,000.00	51,531,475.54	32.21	
Ministry of Rural Development	2,982,600.00	1,571,266.10		2,100,000.00	528,733.90	25.18	
Ministry of Cooperatives	252,000.00		2,100,000.00				
Ministry of Lands and Survey	53,273,062.67	45,028,665.65	131,000,000.00	244,700,000.00	199,671,334.35	81.60	91,000,000.00
Office of the Surveyor General	20,117,777.68	18,571,722.95	25,100,000.00	25,100,000.00	6,528,277.05	26.01	26,200,000.00
Ministry of Justice	352,000.00	87,297.08	200,000.00	200,000.00	112,702.92	56.35	200,000.00
Judicial High Court	37,354,484.32	54,278,650.22	21,100,000.00	45,550,000.00	8,728,650.22	19.16	22,100,000.00
Sharia Court of Appeal	805,226.32	789,410.00	2,000,000.00	1,720,000.00	930,590.00	54.10	1,500,000.00
College of Legal & Islamic Studies Nafada	22,506,288.38	28,669,401.87	27,800,000.00	24,800,000.00	3,869,401.87	15.60	24,300,000.00
Area Court Division			1,000,000.00				1,000,000.00
Ministry of Youth Development	1,524,000.00	540,000.00	2,000,000.00	2,000,000.00	1,460,000.00	73.00	1,000,000.00
Ministry of Education	29,795,444.00	13,870,842.74	29,630,000.00	31,830,000.00	17,959,157.26	56.42	26,130,000.00
State Polytechnic Bajoga	7,648,649.34	9,869,500.00	6,060,000.00	6,060,000.00	3,809,500.00	62.86	12,580,000.00
College of Education Billiri	14,743,893.27	24,312,838.31	31,770,000.00	31,570,000.00	7,257,161.69	22.99	34,445,000.00
Gombe State University	876,441,930.40	638,533,345.00	512,200,000.00	512,200,000.00	126,333,345.00	24.66	582,850,000.00

Ministry of Health	54,605,400.00	26,650,238.14	7,500,000.00	7,500,000.00	19,150,238.14	255.34	6,000,000.00
School of Nursing	3,599,000.00	8,685,792.00	2,500,000.00	2,500,000.00	6,185,792.00	247.43	2,500,000.00
College of Health Technology	47,635,024.35	103,792,359.75	8,000,000.00	8,000,000.00	95,792,359.75	1,197.40	5,000,000.00
Ministry of Environment & forest Resources	500,000.00	53,258.03	1,000,000.00	2,000,000.00	1,946,741.97	97.34	500,000.00
Total	1,317,069,483.52	1,181,971,637.65	1,293,960,000.00	1,545,030,000.00	363,058,362.35	23.50	1,182,005,000.00
Note 26: Fines							
Board of Internal Revenue	19,654,317.13	2,176,290.48	6,000,000.00	6,000,000.00	3,823,709.52	63.73	3,000,000.00
State Urban Planning & Dev. Board	107,000.00			150,000.00	150,000.00	100.00	
Ministry of Lands & Survey			2,000,000.00	2,000,000.00	2,000,000.00	100.00	2,000,000.00
High Court of Justice	27,386,911.80	15,111,019.54	66,000,000.00	41,000,000.00	25,888,980.46	63.14	65,000,000.00
Sharia Court of Appeal	346,146.03	30,600.00	500,000.00	1,500,000.00	1,469,400.00	97.96	500,000.00
Area Court Division			5,000,000.00				
Ministry of Youth Empowerment			2,000,000.00				1,000,000.00
Total	47,494,374.96	17,317,910.02	81,500,000.00	50,650,000.00	33,332,089.98	65.81	71,500,000.00
Note 27: Sales							
Civil Service Commission	2,095,061.76	819,000.00	5,000,000.00	5,000,000.00	4,181,000.00	83.62	2,500,000.00
Gombe State Independent Electoral Comm.			100,000,000.00	100,000,000.00	100,000,000.00	100.00	30,000,000.00
Ministry of Agriculture	788,884,600.00	585,560,511.15	2,065,000,000.00	2,021,900,000.00	1,436,339,488.85	71.04	30,300,000.00
Office of the Accountant General	1,354,050.00	7,444,340.00	5,000,000.00	5,000,000.00	2,444,340.00	48.89	5,000,000.00
Board of Internal Revenue		10,551.16			10,551.16		
Ministry of Water Resources Envir & Town Planning	4,686,100.00	195,600.00	5,050,000.00	5,050,000.00	4,854,400.00	96.13	5,550,000.00
Gombe State Water Board	5,535,100.00	26,893,903.80	34,650,000.00	31,050,000.00	4,156,096.20	13.39	20,750,000.00
Office of the Surveyor General			100,000.00	100,000.00	100,000.00	100.00	100,000.00
State Urban Planning & Dev. Board		941.03			941.03		
Ministry of Cooperatives	45,000.00	2,000.00	1,200,000.00	1,200,000.00	1,198,000.00	99.83	
Ministry of Lands and Survey	4,288,460.00	3,112,732.04	4,000,000.00	4,000,000.00	887,267.96	22.18	4,000,000.00
Judicial Service Commission	2,698,200.00	304,500.00	2,500,000.00	2,500,000.00	2,195,500.00	87.82	1,200,000.00
High Court of Justice	271,700.88	1,500.00	1,000,000.00	1,000,000.00	998,500.00	99.85	1,000,000.00
College of Legal & ISlamic Studies Nafada	594,500.00	2,429,509.37	4,000,000.00	4,000,000.00	1,570,490.63	39.26	3,500,000.00
Ministry of Women Affairs	1,000,000.00		150,000.00	150,000.00	150,000.00	100.00	150,000.00

Ministry of Education	342,500.00	10,000.00	3,000,000.00	1,500,000.00	1,490,000.00	99.33	
State Polytechnic Bajoga	2,000,000.00		3,520,000.00	3,520,000.00	3,520,000.00	100.00	
College of Education Billiri	196,750.00	198,000.00	377,000.00	877,000.00	679,000.00	77.42	1,500,000.00
Teachers Service Commission	7,600,120.24	111,000.00	1,000,000.00	1,000,000.00	889,000.00	88.90	100,000.00
Gombe State University	7,600,120.24	111,000.00	1,000,000.00	1,000,000.00	889,000.00	88.90	100,000.00
Scholarship Board			10,000,000.00	10,000,000.00	10,000,000.00	100.00	5,000,000.00
Ministry of Higher Education	7,719,100.00						
School of Nursing	6,390,500.00	1,760,000.00	9,000,000.00	9,000,000.00	7,240,000.00	80.44	4,000,000.00
College of Health Technology	1,008,000.00	8,707,700.00	4,000,000.00	4,000,000.00	4,707,700.00	117.69	4,000,000.00
Total	864,457,993.76	646,960,084.75	2,257,397,000.00	2,206,397,000.00	1,559,436,915.25	70.68	1,211,190,000.00
Note 28: Earnings							
Ministry of Information	220,000.00			300,000.00	300,000.00	100.00	300,000.00
Gombe Media Corporation	22,857,203.39	13,031,083.89	45,000,000.00	45,000,000.00	31,968,916.11	71.04	20,000,000.00
Ministry of Agriculture			500,000.00	500,000.00	500,000.00	100.00	500,000.00
Office of the Accountant General	10,949,643.97	48,376,635.41	8,000,000.00	8,000,000.00	40,376,635.41	504.71	13,000,000.00
Board of Internal Revenue	13,131,406.24	176,000.00	500,000.00	500,000.00	324,000.00	64.80	2,500,000.00
Ministry of Trade and Industry	667,600.00	2,732,726.54	5,000,000.00	277,000,000.00	274,267,273.46	99.01	322,000,000.00
Ministry of Works	23,584,195.52	75,174,411.76	35,000,000.00	185,000,000.00	109,825,588.24	59.37	250,000,000.00
Ministry of Lands and Survey	5,118,500.00	5,340,339.59	20,000,000.00	20,000,000.00	14,659,660.41	73.30	20,000,000.00
Ministry of Culture and Tourism	130,580,000.00	88,579,082.83	216,250,000.00		88,579,082.83		
Ministry of Water Resources	139,000.00	421,023.52	480,000.00	580,000.00	158,976.48	27.41	480,000.00
Gombe State Water Board			20,000,000.00	20,000,000.00	20,000,000.00	100.00	20,000,000.00
Ministry of Housing & Transport			150,000,000.00				
Gombe State Urban Planning Dev. Board		152,013.13	1,000,000.00	1,000,000.00	847,986.87	84.80	100,000.00
High Court of Justice	967,198.16	30,895.00			30,895.00		500,000.00
Ministry of Women Affairs	2,957,000.00	2,020,170.37	4,160,000.00	4,160,000.00	2,139,829.63	51.44	2,060,000.00
State Polytechnic Bajoga				1,000,000.00	1,000,000.00	100.00	1,000,000.00
Gombe State University							69,000,000.00
Sports Commission	1,649,000.00	4,573,825.34	5,000,000.00	5,000,000.00	426,174.66	8.52	3,000,000.00
Ministry of Health		213,136.94			213,136.94		
Traditional Medicine Board		13,000.00	1,000,000.00	1,000,000.00	987,000.00	98.70	250,000.00
Ministry of Environment and Forest	11,433,184.24	2,068,879.77	10,000,000.00	10,000,000.00	7,931,120.23	79.31	5,000,000.00

Resources							
Total	224,253,931.52	242,903,224.09	620,690,000.00	679,840,000.00	436,936,775.91	64.27	831,470,000.00
Note 29: Rent on Gov't Property							
Office of the Accountant General		17,605,738.89			17,605,738.89		
Total	1,009,304.12	19,737,851.00	1,700,000.00	1,200,000.00	18,537,851.00	1,544.82	1,380,000.00
Note 30 : Rent on Gov't Lands							
Ministry of Lands and Survey	116,104,867.27	86,172,740.14	350,000,000.00	350,000,000.00	263,827,259.86	75.38	250,000,000.00
High Court of Justice	5,000.00		500,000.00				
Gombe State University	1,004,304.12	2,132,112.11	1,200,000.00	1,200,000.00	932,112.11	77.68	1,380,000.00
Total	116,104,867.27	86,172,740.14	350,000,000.00	350,000,000.00	263,827,259.86	75.38	250,000,000.00
Notes 31 : Repayments							
Ministry of Agriculture	104,000.00	33,184,294.57	100,000,000.00	50,000,000.00	16,815,705.43	33.63	12,350,000.00
Office of the Accountant General	88,678,308.98	183,831,102.71	50,000,000.00	50,000,000.00	133,831,102.71	267.66	50,000,000.00
Ministry of Lands	2,630,000.00	5,621,861.00		20,000,000.00	14,378,139.00	71.89	20,000,000.00
Total	91,412,308.98	222,637,258.28	150,000,000.00	120,000,000.00	102,637,258.28	85.53	82,350,000.00
Note 32: Investment Income							
Office of the Accountant General	16.00		30,000,000.00	30,000,000.00	30,000,000.00	100.00	30,000,000.00
Total	16.00		30,000,000.00	30,000,000.00	30,000,000.00	100.00	30,000,000.00
Note 33: Interest							
Office of the Accountant General	7,078,551.57	28,795,053.06	80,000,000.00	80,000,000.00	51,204,946.94	64.01	80,000,000.00
Total	7,078,551.57	28,795,053.06	80,000,000.00	80,000,000.00	51,204,946.94	64.01	80,000,000.00
Note 34: Re-Imbursement							
Office of the Accountant General	16.00						
Total	16.00						
Note 35: Miscellaneous							
Ministry of Agriculture	395,323.00	2,967,560.80	12,500,000.00	7,500,000.00	4,532,439.20	60.43	5,000,000.00
Office of the Accountant General	159,847,396.39	417,957,326.69	12,500,000.00		417,957,326.69		

High Court		13,500.00		500,000.00	486,500.00	97.30	
School of Health Technology		17,569,544.78			17,569,544.78		
Gombe State University	49,607,744.08	35,761,963.91	60,000,000.00	60,000,000.00	24,238,036.09	40.40	17,000,000.00
Total	294,793,923.96	493,316,799.80	1,089,000,000.00	1,573,700,000.00	1,080,383,200.20	68.65	525,000,000.00
Note 36: BTL Receipts							
Retention	1,128,717.09	726,766.48			726,766.48		
WHT to FIRS	921,857,371.92	1,054,188,294.84			1,054,188,294.84		
VAT to FIRS	916,818,377.46	1,023,589,705.72			1,023,589,705.72		
Union Deductions		417,123.01			417,123.01		
Loan Deduction from Salary & Other Deduction for Payroll	2,358,691,244.63	2,356,281,119.08			2,356,281,119.08		
Returned Salary	86,252,513.06	90,304,962.32			90,304,962.32		
Returned Pension	1,683,260.13	8,149,093.14			8,149,093.14		
Refund of Deduction @ Source - CBN	539,835,573.48	539,835,573.48			539,835,573.48		
Refund of Deduction @ Source – Bailout	1,079,671,147.08	1,079,671,147.08			1,079,671,147.08		
GTB Term Loan / Capital Project		0.21			0.21		
Total	5,905,938,204.85	6,153,163,785.36			6,153,163,785.36		
Note 37: Personnel Costs							
Office of the Executive Governor	66,352,638.64	81,417,043.89	68,820,000.00	82,050,000.00	632,956.11	0.77	79,700,000.00
Deputy Governor's Office	17,082,641.96	22,950,181.97	28,308,000.00	31,808,000.00	8,857,818.03	27.85	27,400,000.00
State Emergency Management Agency (SEMA)			4,600,000.00	4,600,000.00	4,600,000.00	100.00	2,600,000.00
Office of the Secretary to the State Gov't	1,915,180,209.50	1,653,012,485.56	1,160,500,000.00	1,675,708,200.00	22,695,714.44	1.35	688,700,000.00
Min. of Special Duties and Intergov. Affairs	64,588,397.90	73,992,581.55	84,700,000.00	85,708,221.00	11,715,639.45	13.67	85,200,000.00
Gombe State Agency For the Control of Aids	4,453,235.08	4,539,452.72	6,050,000.00	6,350,000.00	1,810,547.28	28.51	7,100,000.00
Estabs and Service Matters Bureau	337,788,193.92	345,744,887.00	404,905,200.00	404,905,200.00	59,160,313.00	14.61	364,080,000.00
Gombe State Pension Bureau			2,000,000.00	2,000,000.00	2,000,000.00	100.00	500,000.00
Local Government Pension Board	10,143,974.12	9,812,461.59	13,270,000.00	13,270,000.00	3,457,538.41	26.06	11,850,000.00
Muslim Pilgrim Welfare Board	5,452,654.99	5,249,360.17	5,730,000.00	5,830,000.00	580,639.83	9.96	6,080,000.00
Christian Pilgrim Welfare Board	2,399,662.77	2,268,071.96	2,307,200.00	2,307,200.00	39,128.04	1.70	2,319,000.00

Gombe State House of Assembly	204,246,988.19	200,384,325.76	390,779,000.00	312,379,000.00	111,994,674.24	35.85	369,603,000.00
Gombe State House of Assembly Service Comm.	47,347,949.12	32,268,564.00	112,150,000.00	83,650,000.00	51,381,436.00	61.42	96,650,000.00
Ministry of Information and Orientation	51,339,596.00	108,997,897.57	59,358,000.00	120,317,000.00	11,319,102.43	9.41	134,018,000.00
Gombe State Media Corporation	157,050,497.32	150,233,691.19	186,085,000.00	186,085,000.00	35,851,308.81	19.27	173,085,000.00
Gombe Printing and Publishing Company	3,464,893.29	3,489,279.17	3,720,000.00	3,720,000.00	230,720.83	6.20	3,760,000.00
Office of the Head of Civil Service	418,862,861.12	421,146,424.51	439,235,308.00	439,525,308.00	18,378,883.49	4.18	461,850,000.00
Office of the State Auditor General	125,013,634.90	115,105,885.34	137,197,000.00	122,197,800.00	7,091,914.66	5.80	159,056,500.00
Civil Service Commission	60,623,346.40	41,105,515.17	87,800,000.00	51,400,000.00	10,294,484.83	20.03	76,200,000.00
Gombe State Independent Electoral Commission	38,225,435.28	14,106,586.23	46,750,000.00	36,750,000.00	22,643,413.77	61.61	33,750,000.00
Office of the Auditor General - Local Government	52,069,391.57	53,343,973.50	86,200,000.00	76,200,000.00	22,856,026.50	29.99	91,523,000.00
Local Government Service Commission	32,182,758.96	20,781,002.69	36,655,000.00	28,055,000.00	7,273,997.31	25.93	52,720,000.00
Ministry of Agriculture	181,919,210.72	470,015,251.66	196,520,000.00	523,450,000.00	53,434,748.34	10.21	530,650,000.00
Gombe State Agric Devt Programme (GSADP)	182,832,480.23	168,496,404.05	234,400,000.00	234,400,000.00	65,903,595.95	28.12	188,085,000.00
Ministry of Animal Husbandry and Nomadic	347,284,132.30		355,930,000.00				
Ministry of Finance	91,723,307.25	114,245,894.80	102,520,000.00	116,420,000.00	2,174,105.20	1.87	89,850,000.00
Debt Management Department				1,400,000.00	1,400,000.00	100.00	4,200,000.00
Budget Department	5,298,757.04	4,735,471.37	29,100,000.00	29,000,000.00	24,264,528.63	83.67	66,700,000.00
Office of the Accountant General	254,383,144.99	263,906,497.93	290,250,000.00	283,650,000.00	19,743,502.07	6.96	322,005,000.00
Board of Internal Revenue	52,040,821.65	49,853,913.79	86,660,000.00	86,660,000.00	36,806,086.21	42.47	83,150,000.00
Ministry of Trade & Industry	43,341,598.41	43,312,237.99	56,284,000.00	56,319,000.00	13,006,762.01	23.09	50,410,000.00
Investment & Property Development Company	53,319,633.51	60,468,783.63	73,200,000.00	73,300,000.00	12,831,216.37	17.51	72,500,000.00
Directorate of Small Scale Industries	10,817,791.36	10,441,096.66	17,500,000.00	17,500,000.00	7,058,903.34	40.34	17,500,000.00
Ministry of Science and Solid Mineral Dev.	9,774,099.56	30,461,337.49	33,383,000.00	31,563,000.00	1,101,662.51	3.49	36,420,000.00
Ministry of Energy and Mineral Resources	20,446,226.33	21,103,946.36	23,650,000.00	24,150,000.00	3,046,053.64	12.61	23,020,000.00
Ministry of Works & Infrastructure	83,290,028.90	83,978,025.67	98,300,000.00	99,300,000.00	15,321,974.33	15.43	99,100,000.00
State Road Maintenance Agency	5,399,318.84	6,276,022.15	6,898,000.00	7,398,000.00	1,121,977.85	15.17	7,398,000.00
Ministry of Culture and Tourism	52,276,995.00		60,959,000.00				

Ministry of Economic Planning	18,318,571.06		35,900,000.00				
Bureau of Statistics	26,880,604.96	25,593,320.24	28,571,000.00	29,386,000.00	3,792,679.76	12.91	27,580,000.00
Ministry of Water Resources	114,452,631.33	120,170,234.29	158,600,000.00	138,604,000.00	18,433,765.71	13.30	141,570,000.00
Gombe State Water Board	212,807,950.87	231,398,792.19	254,650,000.00	254,950,000.00	23,551,207.81	9.24	253,600,000.00
Water and Sanitation Agency (WATSAN)			2,300,000.00	2,300,000.00	2,300,000.00	100.00	2,300,000.00
Ministry of Housing and Transport	132,873,431.59	176,999,250.81	153,150,000.00	198,308,220.00	21,308,969.19	10.75	292,500,000.00
Gombe State Housing Corporation	4,283,232.80	4,021,407.95	5,030,000.00	5,030,000.00	1,008,592.05	20.05	5,030,000.00
Gombe State Urban Planning & Dev. Board	43,436,721.74	43,136,406.96	43,737,000.00	43,737,000.00	600,593.04	1.37	47,810,000.00
Min of Rural Development	39,711,120.58	182,366,068.95	46,915,000.00	284,265,000.00	101,898,931.05	35.85	290,452,000.00
Ministry of Cooperatives	92,135,543.47		105,825,000.00				
Ministry of Community Development & Poverty Alleviation	41,795,708.35		131,500,000.00				
Ministry of Lands and Survey	25,968,361.27	30,683,672.39	45,343,700.00	45,343,700.00	14,660,027.61	32.33	51,400,000.00
Office of the Surveyor General of the State	43,159,138.66	37,584,933.93	56,625,000.00	46,685,000.00	9,100,066.07	19.49	56,775,000.00
Ministry of Metropolitan and Urban Development	19,396,976.96		34,900,000.00				
Judicial Service Commission	97,023,590.62	94,126,757.19	105,400,000.00	106,275,631.00	12,148,873.81	11.43	107,524,000.00
Ministry of Justice	232,468,327.32	228,565,240.50	235,550,000.00	243,465,000.00	14,899,759.50	6.12	274,850,000.00
College of Legal & Islamic Studies Nafada	207,138,452.22	158,646,593.27	205,000,000.00	205,000,000.00	46,353,406.73	22.61	235,000,000.00
Judiciary - High Court of Justice	1,383,706,014.49	1,440,826,962.57	1,531,550,000.00	1,533,053,063.00	92,226,100.43	6.02	1,424,300,000.00
Sharia Court of Appeal	148,615,802.57	145,625,278.14	173,120,000.00	190,850,000.00	45,224,721.86	23.70	192,100,000.00
Ministry of Youth Empowerment & Poverty All	41,442,162.17	38,095,921.25	53,120,000.00	53,120,000.00	15,024,078.75	28.28	52,876,600.00
Ministry of Women Affairs & Social Dev.	116,077,749.27	109,651,563.73	135,825,000.00	135,825,000.00	26,173,436.27	19.27	131,825,000.00
Directorate of Social Development			5,650,000.00	5,650,000.00	5,650,000.00	100.00	2,900,000.00
Ministry of Education	2,754,335,273.77	2,936,431,057.48	3,821,025,000.00	3,384,587,610.00	448,156,552.52	13.24	3,346,025,000.00
State Universal Basic Education Board	89,112,219.80	71,107,826.35	99,350,000.00	99,350,000.00	28,242,173.65	28.43	80,750,000.00
Gombe State Library Board	24,968,778.98	24,636,781.42	27,790,000.00	28,790,800.00	4,154,018.58	14.43	28,800,000.00
Adult and Non Forma Education	73,869,345.99	67,066,415.02	80,500,000.00	80,500,000.00	13,433,584.98	16.69	67,700,000.00
Teachers Service Commission	41,929,675.92	28,939,472.87	54,500,000.00	54,500,000.00	25,560,527.13	46.90	49,300,000.00
State Polytechnic Bajoga	222,393,022.58	181,723,789.02	352,500,000.00	247,500,000.00	65,776,210.98	26.58	323,000,000.00
College of Education Billiri	354,746,474.24	326,678,037.41	446,500,000.00	446,500,000.00	119,821,962.59	26.84	415,000,000.00

Gombe State University	2,138,433,928.79	2,123,984,213.36	2,844,557,000.00	2,843,096,000.00	719,111,786.64	25.29	2,714,750,000.00
Scholarship Board	43,311,895.19	12,430,023.48	16,922,000.00	16,922,000.00	4,491,976.52	26.55	21,307,000.00
Ministry of Higher Education	8,124,633.53	7,921,908.06	17,050,000.00	17,200,000.00	9,278,091.94	53.94	9,660,000.00
Ministry of Health	4,725,290,000.74	4,982,502,263.37	4,906,620,000.00	5,261,620,000.00	279,117,736.63	5.30	5,203,070,000.00
Primary Health Care Development Agency	6,468,942.39	9,026,581.92	19,500,000.00	19,600,000.00	10,573,418.08	53.95	20,000,000.00
School of Nursing	113,239,195.01	118,675,621.77	150,000,000.00	119,000,000.00	324,378.23	0.27	150,000,000.00
Gombe Traditional Medicine Board	615,519.41	628,072.42	2,000,000.00	2,000,000.00	1,371,927.58	68.60	1,870,000.00
School of Health Technology	220,296,265.92	208,708,326.28	210,000,000.00	218,418,000.00	9,709,673.72	4.45	325,000,000.00
Ministry of Environment	138,025,884.59	184,773,213.13	164,465,000.00	201,385,000.00	16,611,786.87	8.25	192,161,000.00
Gombe State Environmental Protection Agency (GOSEPA)			5,000,000.00	1,500,000.00	1,500,000.00	100.00	5,000,000.00
Sports Commission	54,524,994.75	40,635,345.16	73,575,000.00	74,675,000.00	34,039,654.84	45.58	82,200,000.00
Gombe United	164,417,246.71	156,078,712.39	200,000,000.00	176,100,000.00	20,021,287.61	11.37	
Fiscal Responsibility Agency		105,396.95	4,750,000.00	4,950,000.00	4,844,603.05	97.87	14,900,000.00
Min. of Local Govt & Community Development	52,831,234.37	52,084,494.44	101,724,000.00	101,724,000.00	49,639,505.56	48.80	74,571,000.00
Total	19,276,643,132.10	19,330,167,725.67	22,732,338,408.00	22,544,376,953.00	3,214,209,227.33	14.26	21,790,239,100.00
Note 38 - Contrib. to Pension							
Gratuity	58,702,728.89	1,136,972,512.18	2,000,000,000.00	1,169,800,000.00	32,827,487.82	2.81	1,500,000,000.00
Pension	3,117,920,411.91	3,395,557,840.50	3,500,000,000.00	3,395,600,000.00	42,159.50	0.00	3,500,000,000.00
Death Benefits	90,922,256.40						
7.5% Contributory Pension Scheme	51,170,748.48	141,079,500.26	250,000,000.00	142,000,000.00	920,499.74	0.65	150,000,000.00
Total	3,318,716,145.68	4,673,609,852.94	5,750,000,000.00	4,707,400,000.00	33,790,147.06	0.72	5,150,000,000.00
Note 39 - Overhead Cost							
Office of the Executive Governor	10,182,263,428.67	7,339,141,594.01	5,714,500,000.00	7,361,320,000.00	22,178,405.99	0.30	3,571,500,000.00
Deputy Governor's Office	63,388,160.84	54,334,004.80	113,500,000.00	95,000,000.00	40,665,995.20	42.81	136,500,000.00
Millenium Development Goals (MDGs) Office	14,726,282.33	8,080,400.00	22,850,000.00	12,850,000.00	4,769,600.00	37.12	16,850,000.00
State Emergency Management Agency (SEMA)	16,160,097.65	2,342,410.00	45,000,000.00	45,000,000.00	42,657,590.00	94.79	29,100,000.00
Budget Monitoring & Price Intelligence Unit (Due Process)	4,514,110.63	1,501,176.12	17,410,000.00	8,410,000.00	6,908,823.88	82.15	9,600,000.00

Office of the Secretary to the State Gov't	1,318,054,974.05	1,510,118,658.47	1,156,750,000.00	2,301,550,000.00	791,431,341.53	34.39	904,250,000.00
Min. of Special Duties and Intergov. Affairs	9,630,323.00	15,905,756.48	88,000,000.00	36,991,779.00	21,086,022.52	57.00	20,800,000.00
Fire Service	6,070,000.00	3,515,000.00	30,800,000.00	30,800,000.00	27,285,000.00	88.59	31,200,000.00
Gombe State Agency For the Control of Aids	4,500,000.00	500,000.00	30,600,000.00	23,300,000.00	22,800,000.00	97.85	30,600,000.00
Estabs and Service Matters Bureau	66,169,936.47	34,201,530.00	104,700,000.00	84,700,000.00	50,498,470.00	59.62	61,700,000.00
Gombe State Pension Bureau	4,999,000.00	1,550,000.00	10,000,000.00	10,000,000.00	8,450,000.00	84.50	8,300,000.00
Local Government Pension Board	18,244,989.00	10,107,813.00	28,000,000.00	28,000,000.00	17,892,187.00	63.90	24,000,000.00
Muslim Pilgrim Welfare Board	669,946,810.00	455,456,736.93	627,800,000.00	522,700,000.00	67,243,263.07	12.86	555,200,000.00
Christian Pilgrim Welfare Board	35,804,030.10	18,068,975.32	403,200,000.00	103,200,000.00	85,131,024.68	82.49	317,730,000.00
Directorate of Protocol	3,865,000.00	1,341,000.00	12,640,000.00	13,640,000.00	12,299,000.00	90.17	25,000,000.00
Gombe State House of Assembly	686,993,156.63	874,746,886.19	1,798,000,000.00	1,172,891,800.00	298,144,913.81	25.42	1,292,000,000.00
Gombe State House of Assembly Service Comm.	22,132,249.98	2,925,000.00	24,800,000.00	24,800,000.00	21,875,000.00	88.21	77,300,000.00
Ministry of Information and Orientation	187,583,098.76	191,374,509.21	340,250,000.00	374,300,000.00	182,925,490.79	48.87	159,450,000.00
Gombe State Media Corporation	60,161,257.07	29,848,188.95	77,900,000.00	67,900,000.00	38,051,811.05	56.04	57,000,000.00
Gombe Printing and Publishing Company	8,149,409.00	766,000.00	13,200,000.00	8,200,000.00	7,434,000.00	90.66	6,300,000.00
Office of the Head of Civil Service	36,278,400.40	11,207,833.33	386,500,000.00	124,210,000.00	113,002,166.67	90.98	111,000,000.00
Office of the State Auditor General	150,002,400.00	223,973,370.00	299,450,000.00	236,450,000.00	12,476,630.00	5.28	249,700,000.00
Civil Service Commission	21,623,496.69	4,239,731.71	43,500,000.00	29,500,000.00	25,260,268.29	85.63	39,500,000.00
Gombe State Independent Electoral Commission	8,959,373.04	10,296,687.85	31,850,000.00	29,850,000.00	19,553,312.15	65.51	29,850,000.00
Office of the Auditor General - Local Government	8,333,333.30	5,424,785.31	37,600,000.00	25,600,000.00	20,175,214.69	78.81	42,600,000.00
Local Government Service Commission	2,796,447.87	88,900.40	11,900,000.00	5,500,000.00	5,411,099.60	98.38	17,800,000.00
Ministry of Agriculture	46,407,842.50	25,240,905.00	104,200,000.00	140,650,000.00	115,409,095.00	82.05	127,220,000.00
Gombe State Agric Devt Programme (GSADP)	8,499,592.00	2,349,514.00	19,900,000.00	14,900,000.00	12,550,486.00	84.23	23,000,000.00
Ministry of Animal Husbandry and Nomadic	10,574,645.88		61,450,000.00				
Ministry of Finance	971,155,315.89	3,872,425,563.25	914,750,000.00	3,964,350,000.00	91,924,436.75	2.32	432,300,000.00
Debt Management Department				25,550,000.00	25,550,000.00	100.00	108,200,000.00
Budget Department	358,191,042.49	125,484,275.00	651,250,000.00	284,241,000.00	158,756,725.00	55.85	198,250,000.00
Office of the Accountant General	1,228,852,975.00	953,025,366.57	1,465,000,000.00	1,142,700,000.00	189,674,633.43	16.60	934,000,000.00

Board of Internal Revenue		204,478,399.15	236,600,000.00	328,700,000.00	124,221,600.85	37.79	143,300,000.00
Ministry of Trade & Industry	54,577,489.99	13,544,100.15	38,140,000.00	41,585,000.00	28,040,899.85	67.43	41,310,000.00
Investment & Property Development Company	35,555,664.43	1,241,511.00	70,000,000.00	70,000,000.00	68,758,489.00	98.23	14,500,000.00
Directorate of Small Scale Industries	12,944,860.25	715,000.00	42,250,000.00	42,250,000.00	41,535,000.00	98.31	30,750,000.00
Ministry of Science and Solid Mineral Dev.	20,972,000.00	16,252,000.00	56,350,000.00	39,170,000.00	22,918,000.00	58.51	71,350,000.00
Ministry of Energy and Mineral Resources	14,272,500.00	3,356,469.22	102,250,000.00	60,050,000.00	56,693,530.78	94.41	88,550,000.00
Ministry of Works & Infrastructure	107,002,000.00	64,879,000.00	59,300,000.00	96,500,000.00	31,621,000.00	32.77	64,350,000.00
State Road Maintenance Agency	15,574,172.42	2,043,299.67	21,200,000.00	20,700,000.00	18,656,700.33	90.13	16,200,000.00
Ministry of Culture and Tourism	25,366,220.95		59,200,000.00				
Ministry of Economic Planning	30,549,412.50		29,600,000.00				
Bureau of Statistics	19,772,585.54	3,065,225.76	72,050,000.00	32,235,000.00	29,169,774.24	90.49	49,100,000.00
Ministry of Water Resources	14,443,429.90	4,207,541.67	47,410,000.00	30,906,000.00	26,698,458.33	86.39	48,460,000.00
Gombe State Water Board	86,219,409.58	15,620,947.00	61,800,000.00	61,500,000.00	45,879,053.00	74.60	52,000,000.00
Water and Sanitation Agency (WATSAN)	1,948,953.18	516,479.46	18,300,000.00	18,300,000.00	17,783,520.54	97.18	71,300,000.00
Ministry of Housing and Transport	9,986,207.30	8,560,407.50	25,400,000.00	60,730,000.00	52,169,592.50	85.90	41,550,000.00
Gombe State Housing Corporation	11,795,461.97	1,645,822.03	15,300,000.00	15,450,000.00	13,804,177.97	89.35	11,300,000.00
Gombe State Urban Planning & Dev. Board	15,904,678.36	2,014,577.50	31,150,000.00	19,150,000.00	17,135,422.50	89.48	31,150,000.00
Gombe State Agency for Community Dev			2,000,000.00	2,000,000.00	2,000,000.00	100.00	2,000,000.00
Min of Rural Development	11,604,578.03	10,082,256.15	27,438,000.00	103,938,000.00	93,855,743.85	90.30	83,300,000.00
Ministry of Cooperative	57,826,983.85		41,200,000.00				
Ministry of Community Development & Poverty Alleviation	14,713,411.00		40,300,000.00				
Ministry of Lands and Survey	12,513,416.96	5,176,000.00	51,500,000.00	39,500,000.00	34,324,000.00	86.90	51,500,000.00
Office of the Surveyor General of the State	6,133,278.03	1,400,400.00	33,100,000.00	50,090,000.00	48,689,600.00	97.20	32,350,000.00
Ministry of Metropolitan and Urban Development	9,167,557.05		35,500,000.00				
Judicial Service Commission	34,878,955.35	14,860,289.33	49,850,000.00	48,974,369.00	34,114,079.67	69.66	41,750,000.00
Ministry of Justice	38,424,373.86	86,600,870.00	319,750,000.00	180,835,000.00	94,234,130.00	52.11	165,750,000.00
College of Legal & Islamic Studies Nafada	47,570,810.80	37,292,140.00	131,100,000.00	131,400,000.00	94,107,860.00	71.62	105,570,000.00
Judiciary - High Court of Justice	102,865,283.00	94,829,014.00	299,000,000.00	258,500,000.00	163,670,986.00	63.32	282,000,000.00
Sharia Court of Appeal	39,865,612.79	73,833,187.00	52,050,000.00	84,319,937.00	10,486,750.00	12.44	173,900,000.00

Ministry of Youth Empowerment & Poverty All	50,080,010.00	6,657,957.50	81,200,000.00	103,700,000.00	97,042,042.50	93.58	43,500,000.00
National Youth Services Corps	42,444,666.65	23,034,000.00	72,000,000.00	47,000,000.00	23,966,000.00	50.99	47,000,000.00
Agency for Social Services	24,524,737.18	4,360,557.66	48,200,000.00	18,200,000.00	13,839,442.34	76.04	22,200,000.00
Ministry of Women Affairs & Social Dev.	28,669,963.76	20,123,440.04	158,400,000.00	99,400,000.00	79,276,559.96	79.76	153,900,000.00
Directorate of Social Development			39,225,000.00	39,225,000.00	39,225,000.00	100.00	42,450,000.00
Ministry of Education	857,759,515.30	714,878,765.00	991,880,000.00	924,580,000.00	209,701,235.00	22.68	922,600,000.00
State Universal Basic Education Board	83,377,279.83	21,533,863.31	70,182,000.00	45,182,000.00	23,648,136.69	52.34	156,744,800.00
Gombe State Library Board	20,676,392.00	2,388,309.00	22,900,000.00	12,900,000.00	10,511,691.00	81.49	15,820,000.00
Adult and Non Forma Education	3,323,224.95	1,077,070.13	21,200,000.00	17,200,000.00	16,122,929.87	93.74	22,780,000.00
Teachers Service Commission	12,910,878.67	1,746,197.00	23,500,000.00	23,500,000.00	21,753,803.00	92.57	20,500,000.00
State Polytechnic Bajoga	98,940,709.70	66,456,059.84	141,100,000.00	141,600,000.00	75,143,940.16	53.07	174,100,000.00
College of Education Billiri	38,605,234.76	93,699,080.19	214,000,000.00	278,000,000.00	184,300,919.81	66.30	293,500,000.00
Gombe State University	780,588,206.46	769,739,412.46	1,140,906,000.00	1,058,726,000.00	288,986,587.54	27.30	942,800,000.00
Scholarship Board	20,903,580.00	2,391,965.00	26,210,000.00	14,210,000.00	11,818,035.00	83.17	14,760,000.00
Ministry of Higher Education	15,039,582.22	29,356,477.87	85,200,000.00	45,050,000.00	15,693,522.13	34.84	34,200,000.00
Ministry of Health	138,855,018.96	72,452,947.50	331,162,000.00	331,162,000.00	258,709,052.50	78.12	268,100,000.00
Primary Health Care Development Agency	122,605,446.86	132,899,139.48	344,500,000.00	228,100,000.00	95,200,860.52	41.74	240,000,000.00
School of Nursing	35,165,009.71	5,190,438.23	90,300,000.00	41,300,000.00	36,109,561.77	87.43	52,100,000.00
Gombe Traditional Medicine Board	11,055,832.22	2,802,763.18	18,900,000.00	8,900,000.00	6,097,236.82	68.51	8,275,000.00
School of Health Technology	122,468,894.88	137,127,862.53	351,500,000.00	294,163,000.00	157,035,137.47	53.38	278,500,000.00
Ministry of Environment	18,637,205.67	5,078,500.00	36,000,000.00	35,450,000.00	30,371,500.00	85.67	33,800,000.00
Gombe State Environmental Protection Agency (GOSEPA)	31,738,166.67	11,878,000.00	217,500,000.00	61,000,000.00	49,122,000.00	80.53	38,700,000.00
Sports Commission	115,831,322.56	71,587,118.81	356,025,000.00	202,925,000.00	131,337,881.19	64.72	345,025,000.00
Gombe United	95,934,538.59	56,816,850.00	117,500,000.00	81,400,000.00	24,583,150.00	30.20	87,500,000.00
Fiscal Responsibility Agency	15,733,961.00	2,131,386.81	48,400,000.00	48,200,000.00	46,068,613.19	95.58	36,400,000.00
Min. of Local Govt & Community Development	3,500,500.00	1,750,000.00	149,800,000.00	99,900,000.00	98,150,000.00	98.25	125,400,000.00
Total	19,876,850,364.93	18,715,955,670.03	22,252,468,000.00	24,857,750,885.00	6,141,795,214.97	24.71	16,730,944,800.00

Note 40 - Consolidated Revenue Fund Charges							
Contribution to Local Government Pension Board	165,988,076.76	165,988,076.76	200,000,000.00	166,000,000.00	11,923.24	0.01	200,000,000.00
10% of IGR to Local Government			166,440,800.00	1,000,000.00	1,000,000.00	100.00	400,000,000.00
Stale Voucher and Liabilities (Asset Sharing)			1,000,000.00	1,000,000.00	1,000,000.00	100.00	36,200,000.00
Stale Voucher and Liabilities			50,000,000.00	1,000,000.00	1,000,000.00	100.00	50,000,000.00
Petroleum Support Fund			1,000,000.00	1,000,000.00	1,000,000.00	100.00	10,000,000.00
Total	165,988,076.76	165,988,076.76	418,440,800.00	170,000,000.00	4,011,923.24	2.36	696,200,000.00
Note 41 - BTL Payments							
WHT Due to FIRS	685,470,327.05	818,730,288.41			818,730,288.41		
VAT Due to FIRS	724,637,217.89	812,982,240.96			812,982,240.96		
Union Dues Deductions from Salary	27,604,874.56						
Returned Salary	143,346,651.10	43,555,108.59			43,555,108.59		
Returned Pension	235,851.09	11,906,083.65			11,906,083.65		
Deduction @ Source CBN	539,835,573.48	539,835,573.48			539,835,573.48		
Deduction @ Source Bailout	1,083,215,050.41	1,079,671,147.08			1,079,671,147.08		
Stamp Duty	15,189,944.92	18,480.00			18,480.00		
GTB Term Loan / Capital Project		0.21			0.21		
Imprest	10,200,000.00						
Motor Vehicle Advance - Gombe State		7,772,444.72			7,772,444.72		
Yankari Housing Loan	279,759.83	523,693.90			523,693.90		
GMSG Public Officers M/Vehicle Loan	22,275.00						
National Housing Fund (NHF)	201,410,447.92	223,614,444.95			223,614,444.95		
Miscellaneous Payment	32,746,409.89	64,029,398.96			64,029,398.96		
Overpayment	1,450,606.48	53,423,287.77			53,423,287.77		
Transfer to Local Government Joint Fund – LGJF	100,000,000.00						
10% Withholding Tax on Rent	5,581,800.00	20,757,900.00			20,757,900.00		
5% Withholding Tax on Contracts	64,510,848.00	83,171,387.51			83,171,387.51		
5% Value Added Tax (VAT)	59,359,958.18	40,108,922.24			40,108,922.24		
Withholding Tax on Contracts (PLC)	15,702,685.88	18,084,160.50			18,084,160.50		

Fair & Just Multipurpose Cooperative Society	515,198.57	877,581.42			877,581.42		
Local Govt Pension Board Multipurpose Coops Society	1,291,241.59	2,194,539.42			2,194,539.42		
G20 Multipurpose Cooperative Society Ltd	3,969,077.79	3,641,631.89			3,641,631.89		
Amana GMC Multipurpose Cooperatives Society	357,150.00	199,200.00			199,200.00		
Treasury Staff Multipurpose Cooperative Society	31,585,777.49	27,685,864.07			27,685,864.07		
ANFEA Multipurpose Cooperative Society savings	4,108,993.89	3,050,482.69			3,050,482.69		
SON & MW Multipurpose cooperative Savings Scheme	3,787,265.67	11,133,461.10			11,133,461.10		
BOIR Multipurpose savings	4,765,071.48	5,035,200.00			5,035,200.00		
BPB Multipurpose Cooperatives Savings sheme		48,000.00			48,000.00		
Labour/Ashdene 500Housing Units Loan	27,367,018.29	23,857,470.23			23,857,470.23		
Library Board Multipurpose Cooperative Society	1,777,941.69	1,905,574.99			1,905,574.99		
GSADP Multipurpose Savings Scheme	13,703,070.65	38,917,381.67			38,917,381.67		
Gombe State Medical Lab Multipurpose	17,158,183.38	17,314,975.17			17,314,975.17		
GSCS Multipurpose Savings	13,925,210.00	17,015,840.00			17,015,840.00		
Ministry of Education Multipurpose Savings	40,403,935.74	46,764,264.83			46,764,264.83		
GSIPPC LTD		5,175,708.03			5,175,708.03		
Credit Direct Ltd	332,961,854.84	389,384,779.08			389,384,779.08		
ANCOPS Welfare Scheme	6,409,100.03	5,115,589.90			5,115,589.90		
State Audit Multipurpose Cooperative Society	202,062.12	1,004,258.25			1,004,258.25		
NASU SUBEB	482,394.66	534,071.79			534,071.79		
GOMSDOCS Multipurpose Cooperatives Society	18,690,000.00	24,090,000.00			24,090,000.00		
Nigerian Society of Phisiotherapy (NSP)	1,349,000.00	819,000.00			819,000.00		
Sharia Court of Appael Staff Multipurpose Coops Society	1,908,420.02	2,124,100.00			2,124,100.00		

FMBN Home Renovation Loan Scheme	74,284,083.13	156,137,662.29			156,137,662.29		
Treasury Women Association Gombe (TREWAG)	72,000.00	1,863,450.00			1,863,450.00		
Vascon Solution & Multi Services (Laptop Loan)	9,011,741.44	10,603,223.61			10,603,223.61		
D. Bash Digital Photo (Uniform ID Card)	2,497,237.57	189,700.00			189,700.00		
Nigerian Medical & Dental Association	3,826,754.74	7,528,800.00			7,528,800.00		
MWR Multipurpose Savings	57,564,800.00	61,810,100.00			61,810,100.00		
Min For Local Govt Multipurpose	3,821,200.00	4,711,800.00			4,711,800.00		
NUT Multipurpose Cooperative Savings Scheme	41,696,769.97	50,850,536.32			50,850,536.32		
Women Multipurpose Cooperative Society (S/Audit)		69,500.00			69,500.00		
Radio & Television Multipurpose Savings Scheme	14,648,471.21	15,696,089.70			15,696,089.70		
SAU Multipurpose Savings Scheme	4,359,903.02	3,900,949.56			3,900,949.56		
TSC Multipurpose Multipurpose Cooperatives	2,859,480.32	3,080,856.57			3,080,856.57		
Kugal Multipurpose Cooperatives Society	221,100.00	241,200.00			241,200.00		
High Court of Justice Multipurpose	2,950,738.96	4,902,054.96			4,902,054.96		
Head of service Multipurpose Cooperative Savings Scheme	541,835.13						
S/Duties Multipurpose Cooperative Savings Scheme	331,638.00	156,260.00			156,260.00		
A.A.E.U.N . Agric & Allied	6,261,139.65	7,631,095.95			7,631,095.95		
A.U.P.C.R.E	7,475,940.31	9,164,855.03			9,164,855.03		
ICPAN Contribution	328,750.00	50,000.00			50,000.00		
Amalgamated Union	808,914.17	97,077.03			97,077.03		
AMLS Association of Medical	2,259,000.00	5,500,246.62			5,500,246.62		
Association of National Accountants of Nigeria (ANAN)	986,000.00	1,010,000.00			1,010,000.00		
Association of Senior Civil Servant of Nigeria (ASCSN)	11,073,906.03	13,147,715.28			13,147,715.28		

Deduction of 10% from Basic Salary	159,487,389.22	63,156,683.49			63,156,683.49		
Estate Rent Deduction	14,734,872.18	19,902,268.74			19,902,268.74		
GOFEDA	173,978.72	167,836.00			167,836.00		
Hotels & Personal S. Workers	495,582.99	555,077.81			555,077.81		
Islamic Health Student Association	1,444,107.97	36,681,647.90			36,681,647.90		
Islamic Medical Association Gombe	13,797,467.16	14,539,294.17			14,539,294.17		
Judiciary Staff Union of Nigeria (JUSUN)	6,759,264.79	7,574,166.80			7,574,166.80		
M.H.W.U.N. Medical Health	33,332,285.39	30,966,550.24			30,966,550.24		
Magistrate Union	514,525.06	534,955.87			534,955.87		
Medical student Levy	5,020,334.22	3,630,600.00			3,630,600.00		
N.A.N.M. National Association of Nurses & Midwives	26,786,526.91	65,640,414.20			65,640,414.20		
N.A.R.D National Ass of Residence Doctors	5,805,000.00	4,945,000.00			4,945,000.00		
NASU (Library) Non Academic	164,972.11	840,128.28			840,128.28		
NASU Non Academic	4,523,152.17	5,528,352.53			5,528,352.53		
Nigerian Veterinary Medical Ass	1,195,000.00	540,000.00			540,000.00		
N.C.S.U Nigerian Civil Service Unioin	25,730,050.38	26,341,527.18			26,341,527.18		
NUCTSAS	2,214,398.33	1,611,503.60			1,611,503.60		
Permaceticals Society of Nigeria [PSN]	60,500.00	62,000.00			62,000.00		
Paliamentary Staff Association	254,929.06	302,445.56			302,445.56		
Printing workers	2,667,734.44	2,551,582.48			2,551,582.48		
RATTAWU	1,050,017.19	1,658,373.06			1,658,373.06		
Typist/Stenographers Union	179,200.00	211,455.19			211,455.19		
NLC 10% Deduction	6,377,318.87	10,040,346.76			10,040,346.76		
NLC Loan	1,846,987.96	1,421,000.00			1,421,000.00		
Nigerian Union of Pensioners	22,881,878.16	28,311,060.67			28,311,060.67		
Ass of Retired Permanent Secretaries	1,763,916.55	3,372,411.21			3,372,411.21		
Radiographers Association Of Nigeria	459,000.00	1,269,000.00			1,269,000.00		
SSG Office Cooperative Society	920,961.12	2,800,005.55			2,800,005.55		
Civil Service Commission Staff Multipurpose Cooperative Soc		1,347,620.00			1,347,620.00		
TOTAL	4,826,041,004.18	5,140,920,017.67			5,140,920,017.67		

GOMBE STATE GOVERNMENT

NOTE TO CAPITAL DEVELOPMENT FUND for the period ended 31/12/2019

	Actual 2018	Actual 2019	Original Budget2019	Final Budget2019	Variance 2019	% Variance 2019	Budget 2020
Note 50 - Other Capital Receipts							
Local Gov't Contribution to Joint Projects	1,292,539,813.92	1,034,573,879.98	3,000,000,000.00	3,000,000,000.00	1,965,426,120.02	65.51	3,500,000,000.00
FGN Reimbursement on Capital Project	1,641,986,615.56	3,017,922,910.65	2,000,000,000.00	3,115,000,000.00	97,077,089.35	3.12	1,500,000,000.00
Local Gov't Contribution to Higher Education	1,544,700,000.00	1,642,704,086.17			1,642,704,086.17		
SDGs Conditional Grants	750,000,000.00		500,000,000.00	500,000,000.00	500,000,000.00	100.00	700,000,000.00
UBE			1,500,000,000.00	1,500,000,000.00	1,500,000,000.00	100.00	1,500,000,000.00
TET Fund			500,000,000.00	2,500,000,000.00	2,500,000,000.00	100.00	4,000,000,000.00
Community Based Health Insurance Scheme			50,000,000.00	50,000,000.00	50,000,000.00	100.00	
Save one Million Lives			800,000,000.00	800,000,000.00	800,000,000.00	100.00	500,000,000.00
FG - SUBEB Matching Grant	1,384,642,788.71	2,456,388,076.71			2,456,388,076.71		
FGN - Teachers Professional Development (TPD)	82,500,000.00						
UNICEF	13,572,800.00	69,558,914.16			69,558,914.16		
UNFPA		2,895,222,864.43			2,895,222,864.43		
YESSO World Bank Assisted	392,590,644.25	7,077,395.35	1,000,000,000.00	2,900,000,000.00	2,892,922,604.65	99.76	2,700,000,000.00
United Nations Systems			1,000,000,000.00	1,000,000,000.00	1,000,000,000.00	100.00	1,000,000,000.00
International NGO's			1,000,000,000.00	1,000,000,000.00	1,000,000,000.00	100.00	1,000,000,000.00
Inclusive Basic Service Delivery ADB			750,000,000.00	750,000,000.00	750,000,000.00	100.00	2,750,000,000.00
SFTAS			1,000,000,000.00	100,000,000.00	100,000,000.00	100.00	1,500,000,000.00
Grants from Bill and Melinda Gates Foundation (BMG)	63,504,653.00	47,950,000.00			47,950,000.00		500,000,000.00
SEPIP - State Education Program Investment Project	849,647,830.71	643,528,478.81	350,000,000.00	750,000,000.00	106,471,521.19	14.20	1,500,000,000.00
SUBEB - UNICEF Program	56,576,233.00						

Better Education Service Delivery for All (BESDA)				1,917,500,000.00	1,917,500,000.00	100.00	
Total	8,072,261,379.15	11,814,926,606.26	13,450,000,000.00	19,882,500,000.00	8,067,573,393.74	40.58	22,650,000,000.00
Note 51 - General Public Services							
70111 - Executive and Legislative Organs	714,220,640.75	2,178,427,761.32	5,950,400,000.00	3,938,900,000.00	1,760,472,238.68	44.69	3,318,500,000.00
70112 - Financial and Fiscal Affairs	209,514,118.99	59,935,798.48	1,587,000,000.00	694,000,000.00	634,064,201.52	91.36	607,300,100.00
70122 - Economic Aid routed through International Organs.			30,000,000.00	30,000,000.00	30,000,000.00	100.00	10,000,000.00
70131 - General Personnel Services	3,575,000.00		227,000,000.00	136,000,000.00	136,000,000.00	100.00	296,000,000.00
70132 - Overall Planning and Statistical Services	2,810,500.00		56,000,000.00	16,000,000.00	16,000,000.00	100.00	30,000,000.00
70133 - Other General Services	2,415,000.00	81,532,782.81	814,000,000.00	559,780,000.00	478,247,217.19	85.43	1,506,859,200.00
70150 - Research and Development General Public Services	23,968,898.65	50,000,000.00	617,500,000.00	189,307,720.00	139,307,720.00	73.59	79,500,000.00
70160 - General Public Services Not Elsewhere Classified			7,000,000.00	2,000,000.00	2,000,000.00	100.00	2,000,000.00
Total	956,504,158.39	2,369,896,342.61	9,288,900,000.00	5,565,987,720.00	3,196,091,377.39	57.42	5,850,159,300.00
Note 52 - Defense							
Note 53 - Public Order and Safety							
70320 - Fire Protection Services			205,000,000.00	60,500,000.00	60,500,000.00	100.00	50,000,000.00
70330 - Law Courts	73,759,450.89	27,569,078.87	757,000,000.00	414,000,000.00	386,430,921.13	93.34	823,500,000.00
70350 - Research and Development Public Order and Safety			15,000,000.00	15,000,000.00	15,000,000.00	100.00	15,000,000.00
Total	73,759,450.89	27,569,078.87	977,000,000.00	489,500,000.00	461,930,921.13	94.37	888,500,000.00
Note 54 - Economic Affairs							
70411 - General Economic and Commercial Affairs	1,222,847,998.01	4,155,718,573.87	7,467,300,000.00	6,186,900,000.00	2,031,181,426.13	32.83	7,560,650,000.00
70412 - General Labour Affairs	128,505,000.00	33,000,000.00	135,000,000.00	35,000,000.00	2,000,000.00	5.71	


70421 - Agriculture	1,902,250,000.00	631,366,019.76	2,756,500,000.00	1,433,500,000.00	802,133,980.24	55.96	2,431,000,000.00
70423 - Fishing Livestock and Hunting	13,349,162.00		333,000,000.00				
70435 - Electricity			7,000,000.00	2,500,000.00	2,500,000.00	100.00	502,000,000.00
70441 - Mining of Mineral Resources Other Than Mineral Fuels			155,000,000.00	155,000,000.00	155,000,000.00	100.00	191,000,000.00
70442 - Manufacturing			25,000,000.00	25,000,000.00	25,000,000.00	100.00	30,000,000.00
70443 - Construction			15,000,000.00	15,000,000.00	15,000,000.00	100.00	20,000,000.00
70451 - Road Transport	15,777,569.69		115,000,000.00	10,500,000.00	10,500,000.00	100.00	140,000,000.00
70452 - Water Transport			5,000,000.00	5,000,000.00	5,000,000.00	100.00	5,000,000.00
70460 - Communication			242,000,000.00	92,000,000.00	92,000,000.00	100.00	192,000,000.00
70472 - Hotels and Restuarants				50,000,000.00	50,000,000.00	100.00	20,000,000.00
70473 - Tourism			5,000,000.00	105,000,000.00	105,000,000.00	100.00	730,000,000.00
70474 - Multipurpose Development Projects			500,500,000.00	290,000,000.00	290,000,000.00	100.00	450,000,000.00
70481 - R & D Gen Economic Commercial and Labour Affairs				5,000,000.00	5,000,000.00	100.00	5,000,000.00
70482 - R & D Agriculture Forestry Fishing and Hunting			3,000,000.00	3,000,000.00	3,000,000.00	100.00	3,000,000.00
70484 - R & D Mining Manufacturing and Construction		676,510,817.85	305,000,000.00	677,500,000.00	989,182.15	0.15	1,055,000,000.00
70487 - R & D Other Industries			35,000,000.00	35,000,000.00	35,000,000.00	100.00	20,000,000.00
Total	3,282,729,729.70	5,496,595,411.48	12,104,300,000.00	9,125,900,000.00	3,629,304,588.52	39.77	13,354,650,000.00
Note 55 - Environmental Protection							
70510 - Waste Management			5,000,000.00	5,000,000.00	5,000,000.00	100.00	5,000,000.00
70520 - Waste Water Management	23,194,350.00		113,000,000.00	13,000,000.00	13,000,000.00	100.00	15,000,000.00
70550 - R & D Environmental Protection	5,124,960.00		508,890,000.00	496,190,000.00	496,190,000.00	100.00	2,212,610,000.00
70560 - Environmental Protection	1,592,883,157.42	1,399,617,483.19	2,189,200,000.00	1,663,700,000.00	264,082,516.81	15.87	1,754,000,000.00
Total	1,621,202,467.42	1,399,617,483.19	2,816,090,000.00	2,177,890,000.00	778,272,516.81	35.74	3,986,610,000.00
Note 56 - Housing and Community Amenities							
70610 - Housing Development	233,267,550.00	436,598,829.19	1,141,000,000.00	1,276,720,000.00	840,121,170.81	65.80	1,727,000,000.00
70620 - Community Development	10,500,881,266.41	11,543,973,306.25	11,913,500,000.00	11,572,500,000.00	28,526,693.75	0.25	15,406,500,000.00

70630 - Water Supply	1,158,587,405.84	1,980,848,945.03	2,431,144,545.00	3,333,144,545.00	1,352,295,599.97	40.57	4,456,710,996.00
70650 - R & D Housing and Community Amenities	1,314,066,185.18	394,450,795.43	3,437,720,000.00	2,116,912,280.00	1,722,461,484.57	81.37	2,993,500,000.00
Total	13,206,802,407.43	14,355,871,875.90	18,923,364,545.00	18,299,276,825.00	3,943,404,949.10	21.55	24,583,710,996.00
Note 57 - Health							
70712 - Other Medical Products	4,975,642.03		28,400,000.00	26,400,000.00	26,400,000.00	100.00	126,400,000.00
70721 - General Medical Services	267,411,222.15	292,543,752.78	2,859,900,000.00	2,779,700,000.00	2,487,156,247.22	89.48	4,196,900,000.00
70722 - Specialized Medical Services	32,965,013.38		210,000,000.00	76,800,000.00	76,800,000.00	100.00	130,000,000.00
70731 - General Hospital Services	48,099,070.03	33,504,019.12	331,000,000.00	379,000,000.00	345,495,980.88	91.16	277,000,000.00
70733 - Medical and Maternity Centre Services			326,000,000.00	136,000,000.00	136,000,000.00	100.00	206,000,000.00
70740 - Public Health Services	306,928,623.06	21,735,338.20	783,000,000.00	345,300,000.00	323,564,661.80	93.71	839,000,000.00
70750 - R & D Health	110,923,466.39	2,959,483.91	171,120,000.00	172,120,000.00	169,160,516.09	98.28	183,120,000.00
Total	771,303,037.04	350,742,594.01	4,709,420,000.00	3,915,320,000.00	3,564,577,405.99	91.04	5,958,420,000.00
Note 58 - Recreation Culture and Religion							
70810 - Recreation and Sporting Services		10,000,000.00	396,000,000.00	376,000,000.00	366,000,000.00	97.34	292,500,000.00
70820 - Cultural Services			5,000,000.00	5,000,000.00	5,000,000.00	100.00	2,000,000.00
70830 - Broadcasting and Publishing Services			74,000,000.00	44,000,000.00	44,000,000.00	100.00	134,000,000.00
70840 - Religious and Other Community Services			71,000,000.00	71,000,000.00	71,000,000.00	100.00	30,000,000.00
Total		10,000,000.00	546,000,000.00	496,000,000.00	486,000,000.00	97.98	458,500,000.00
Note 59 - Education							
70911 - Pre-Primary Education		2,986,435.19		7,600,000.00	4,613,564.81	60.70	
70912 - Primary Education	2,604,762,916.84	2,127,210,257.73	2,666,250,131.00	2,407,953,131.00	280,742,873.27	11.66	1,704,274,350.00
70921 - Lower Secondary Education	6,335,832.81		39,500,000.00	14,500,000.00	14,500,000.00	100.00	7,000,000.00
70922 - Upper Secondary Education	2,311,907.04	1,637,913.56	332,100,000.00	97,100,000.00	95,462,086.44	98.31	199,000,000.00
70930 - Post Secondary Education		106,853,465.00	5,000,000.00	112,000,000.00	5,146,535.00	4.60	3,000,000.00
70941 - First Stage of Tertiary Education	1,395,593,933.31	643,244,695.95	2,156,052,000.00	1,360,752,000.00	717,507,304.05	52.73	2,168,120,000.00
70942 - Second Stage of Tertiary Education		2,500,000.00	2,136,000,000.00	61,500,000.00	59,000,000.00	95.93	2,451,000,000.00

70950 - Education Not Defined by Level	996,585,101.86	785,845,231.71	3,178,084,907.00	2,201,984,907.00	1,416,139,675.29	64.31	6,337,485,000.00
70960 - Subsidiary Services to Education							20,000,000.00
70970 - R & D Education	2,720,000.00		60,000,000.00	30,000,000.00	30,000,000.00	100.00	60,000,000.00
Total	5,008,309,691.86	3,670,277,999.14	10,572,987,038.00	6,293,390,038.00	2,623,112,038.86	41.68	12,949,879,350.00
Note 60 - Social Protection							
71040 - Family and Children	4,990,000.00		18,500,000.00	13,500,000.00	13,500,000.00	100.00	77,500,000.00
71050 - Unemployment	356,093,031.44	124,460,039.41	320,000,000.00	145,000,000.00	20,539,960.59	14.17	35,000,000.00
71070 - Social Exclusions	494,186,144.25	2,910,050,259.78	662,000,000.00	3,255,000,000.00	344,949,740.22	10.60	899,000,000.00
TOTAL	855,269,175.69	3,034,510,299.19	1,000,500,000.00	3,413,500,000.00	378,989,700.81	11.10	1,011,500,000.00

AUDIT CERTIFICATION

In accordance with section 125(2) of the Constitution of the Federal Republic of Nigeria, 1999. I have examined the Accounts and the Financial Statement of Gombe State Government of Nigeria for the year ended 31st December 2019. Proper returns have been rendered by Ministries, Departments and their related Parastatals in Conformity with the Public Finance (Control and Management) Law of 1958. I have obtained all the information and explanation required for my audit. The audit was carried out in accordance with Auditing Requirements as specified in the Audit Law of 1959 (Chapter 14/5 (2) of the Federal Republic of Nigeria. Furthermore, projects and programme were verified in line with the concept of performance Audit in the discharge of my duty and responsibility as required by section 125(2) of the same Constitution. The Financial Statements have been certified subject to the observation/comments contained in this report. In my opinion the financial statement (No.1-4) and the related accounts give a true and fair view of the state of financial position of Gombe state Government as at 31st December 2019.



**MUHAMMAD BUBA .G. (FCNA)
AUDITOR-GENERAL
GOMBE STATE**